

Edges

Edge Materials

14K White Gold
14K Red Gold
18K Royal Yellow Gold
18K Palladium White Gold
18K Red Gold
950 Platinum
950 Palladium

Edges are an optional ring design element available for customized rings by Andrew Nyce Designs. Edges are available as both square and round. Square edges are contoured to match or complement the surface of the ring.

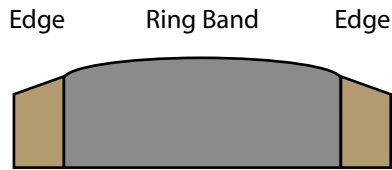
The Adorned Collection of Mokume Gane and Damascus Stainless Steel rings optionally can have edges.

The Tiered Collection of Mokume Gane and Damascus Stainless Steel rings do have edges.

The following schematics provide cross-sections of rings with edges showing the recommended combinations of Top of Ring profiles and Comfort Fits available for a customized ring.



Flat Across Top
and No Comfort Fit
with Square Edges



Slightly Domed Across Top
and No Comfort Fit
with Square (contoured) Edges



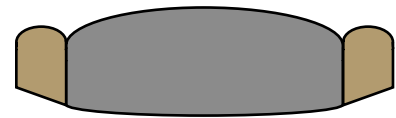
Domed Across Top
and No Comfort Fit
with Square (contoured) Edges



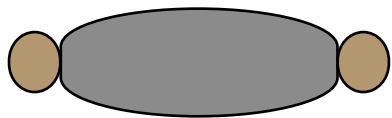
Flat Across Top and
Slightly Rounded Comfort Fit
with Square (contoured) Edges



Slightly Domed Across Top and
Slightly Rounded Comfort Fit
with Square (contoured) Edges



Domed Across Top and
Slightly Rounded Comfort Fit
with Square (contoured) Edges



Domed Across Top and Full Comfort Fit
with Rounded Edges