

Ring Profiles and Comfort Fits

Top of Ring Profiles

Flat Across Top

Slightly Domed Across Top

Domed Across Top

Comfort Fits

No Comfort Fit

Slightly Rounded Comfort Fit

Medium Comfort Fit

Full Comfort Fit

One of the final steps for making a ring is applying surface contours to the top of ring profile and a Comfort Fit to the inside surface of the ring.


The Top of Ring profile and Comfort Fit are independent of each other, but work together to provide overall comfort and fit. Thus, you may want to select both options in order to achieve optimal comfort and fit.

A Comfort Fit provides a doming effect for the inside surface of the ring; the inside edges of the ring are rounded. A Comfort Fit provides a more comfortable fit with a looser feel for your finger.

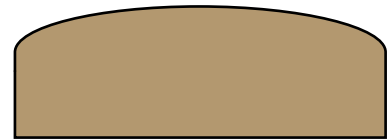
The following schematics provide cross-sections of rings showing all the combinations of Top of Ring profiles and Comfort Fits available for a customized ring.



Flat Across Top
No Comfort Fit



Slightly Domed Across Top
No Comfort Fit




Domed Across Top
No Comfort Fit



Flat Across Top
Slightly Rounded Comfort Fit




Slightly Domed Across Top
Slightly Rounded Comfort Fit




Domed Across Top
Slightly Rounded Comfort Fit



Flat Across Top
Medium Comfort Fit




Slightly Domed Across Top
Medium Comfort Fit




Domed Across Top
Medium Comfort Fit



Flat Across Top
Full Comfort Fit



Slightly Domed Across Top
Full Comfort Fit



Domed Across Top
Full Comfort Fit